

Extraordinary Ministers of Communion Procedures

As you arrive for Mass

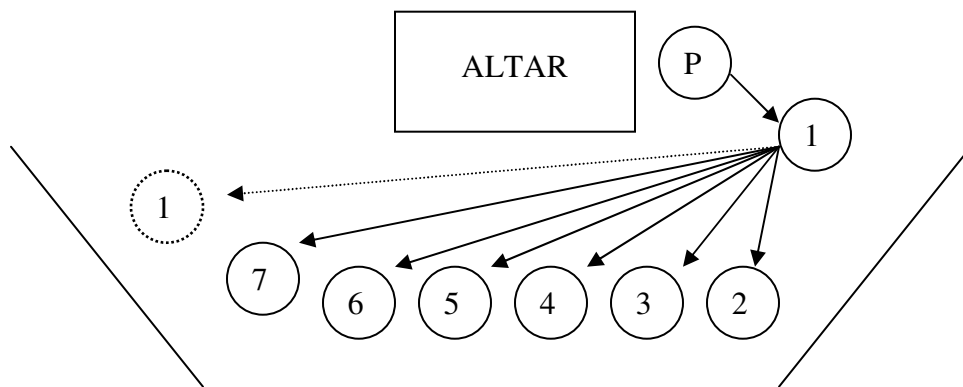
Please be sure to sign in when you arrive for Mass. The sign-in book is located in the Gathering Space, just to the left of the center doors into church. Signing-in helps us keep a better record of your service and lets us know if we will need substitute Extraordinary Ministers during Mass.

Approaching the Sanctuary

During the “Lamb of God,” please come forward and arrange yourselves on the floor in front of the altar. **Do not enter the sanctuary at this time.** Then after Father has received communion, step into the sanctuary area onto the top step. This will allow a little more time to see if we need any additional people to distribute communion. It is also important to not hesitate in coming up. As soon as the Lamb of God has begun, come forward. When you are ministering at a Mass, please try to sit towards the front of church. This might help the delay.

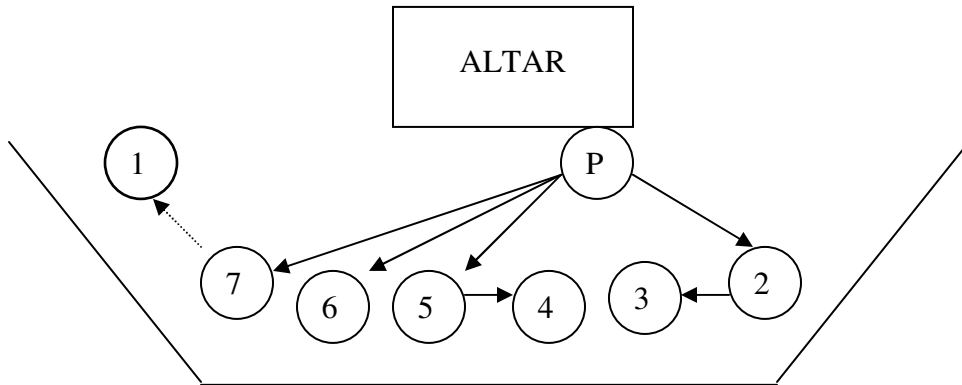
Procedures for distribution of vessels at Communion

Step 1: EMCs receive the Host



Presider (P) gives ciborium to #1, who gives the Body of Christ to all other Extraordinary Ministers. #1 ends up on #7's left side.

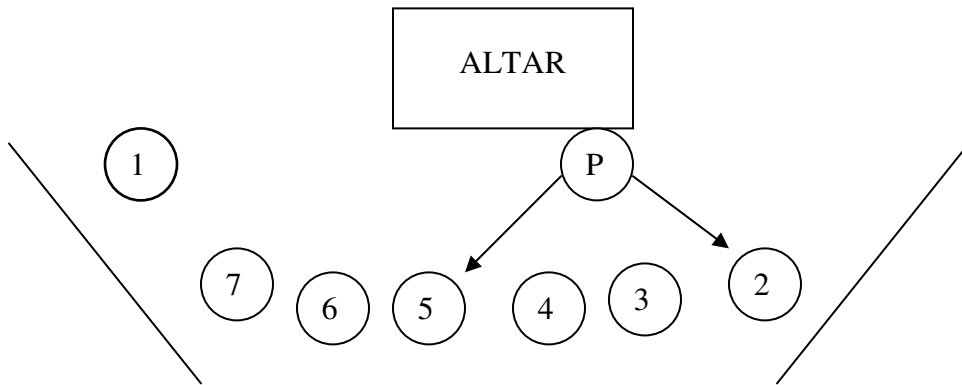
Step 2: EMCs receive the Cup



Presider (P) gives chalice to:

- #2 who gives the #3 (who keeps the cup)
- #5 who gives to #4 (who keeps the cup)
- #6 who keeps the cup
- #7 who gives to #1 (but #7 keeps the cup)

Step 3: Distribution of Ciboria

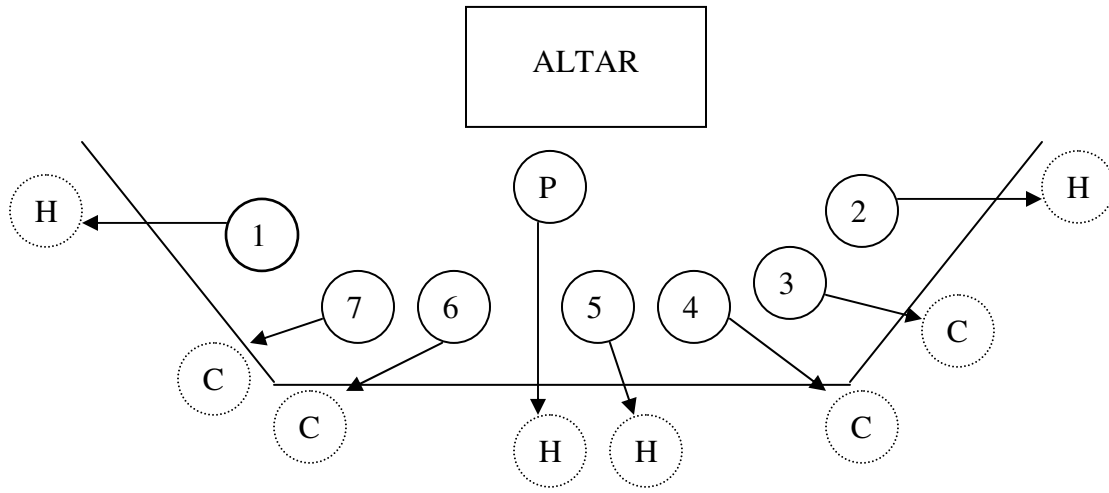


Presider (P) gives ciboria to #2 and #5.

Recap:

P, #2, #5, and #1 now have hosts.
#3, #4, #6, and #7 now have cup.

Step 4: Moving to places



All Ministers and Extraordinary Ministers of Communion move to places, with no crossovers. Notice how the Chalice ministers are standing together, allowing plenty of space for Communicants to bypass the cup, if they want.

During the Communion Procession

Remember that the proper phrase for distributing the elements is “The Body of Christ” or “The Blood of Christ.” You should not add any names or deviate from the phrase. This is to maintain the same procedure for everyone receiving communion.

If your line has ended while others are still coming to communion, move to that line to help alleviate the crowds.

When the procession has ended, or when your chalice is empty, return the cup to the credence table. If there is any Precious Blood remaining, consume it and place the cup with the purificator on the table. Father will cleanse the chalice.

After Mass

If you have the chalice during communion, take a cup from the credence table to the sacristy. Place it on the counter near the sink; the sacristans will clean the vessels for the next Mass.

Communion to the Homebound

We are looking for a few dedicated Ministers to take communion to the homebound on Sunday mornings. Please contact Deacon Tom, who is coordinating the ministry.

Keep in touch

Please keep the ministry office updated on your Mass preference, address, phone number, etc. You may do so by contacting Nate Jackson at the rectory by letter, phone (ext. 311) or email (ministry@christprinceofpeace.com). Please do not assume the main office will update all ministry heads.

Thanks for your service at Christ, Prince of Peace Parish!